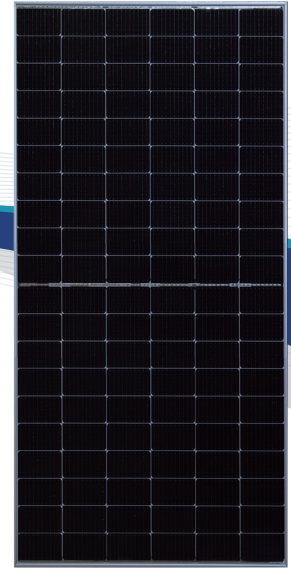


HY-DH120P10

580-600W

120 Pieces | HALF-CELL | P-Type



22.3%
Max. Efficiency
P-Type
Bifacial & Dual Glass



High Conversion Efficiency

Module efficiency up to 22.3% achieved through advanced cell technology and manufacturing process



Excellent weak light performance

More power output in weak light condition, such as cloudy days, morning and sunset



Extended mechanical performance

Module certified to withstand extreme wind (2400 Pa) and snow loads (5400 Pa)

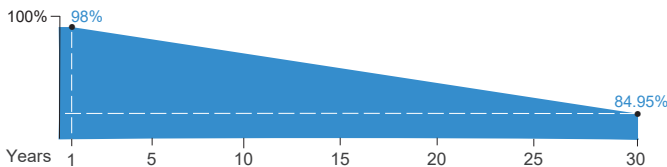


Quality Guarantee

High module quality ensures long-term reliability



IEC61215 / IEC61730 / UL61730
IEC61701 / IEC62716 / IEC60068
ISO9001 / ISO14001 / ISO45001



Runergy P-Type Dual Glass Product Performance Warranty

12 Years Product Warranty

30 Years Linear Power Warranty

2% First Year Degradation

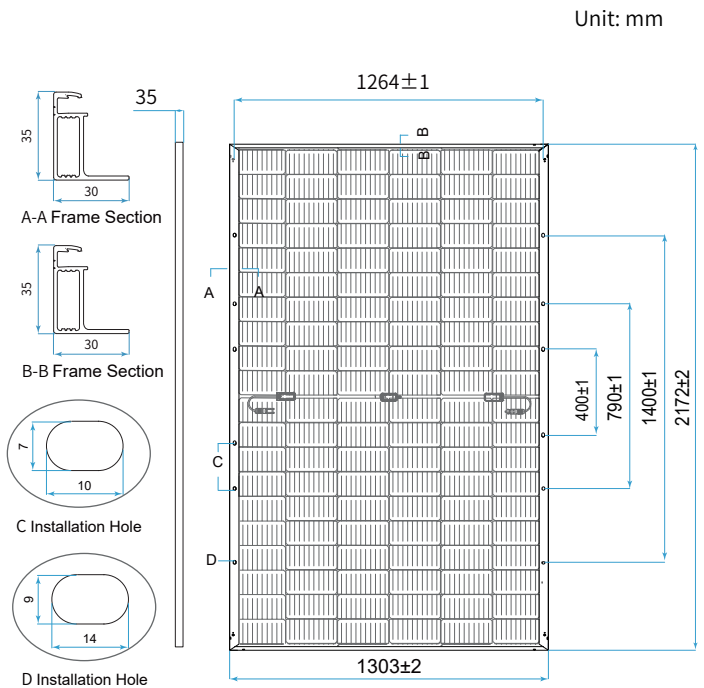
0.45% Annual Power Degradation

Mechanical Parameters

Solar Cell	Mono PERC 210mm
No. of Cells	120(6 × 20)
Dimensions	2172 × 1303 × 35mm
Weight	38.7kg
Junction Box	IP68 rated (3 bypass diodes)
Output Cable	4mm ² (IEC), 12 AWG (UL) +400/-200mm or customized
Connector	RY01 or similar
Front Cover	2.0mm semi-tempered AR glass
Back Cover	2.0mm semi-tempered glass
Container	31 pcs/Pallet, 558 pcs/40' HC

Operating Parameters

Max. System Voltage	DC 1500V (IEC/UL)
Operating Temperature	-40°C ~ +85°C
Max. Fuse Rating	35A
Frontside Max. Loading	5400Pa
Backside Max. Loading	2400Pa
Bifaciality	70%±10%
Fire Resistance	IEC Class A



Electrical Characteristics - STC

Irradiance 1000 W/m², ambient temperature 25 °C, AM1.5.

Maximum Power at STC (P _{max} /W)	600	595	590	585	580
Power Tolerance (W)	0 ~ +5				
Optimum Operating Voltage (V _{mp} /V)	34.63	34.39	34.18	34.01	33.84
Optimum Operating Current (I _{mp} /A)	17.35	17.31	17.27	17.21	17.15
Open Circuit Voltage (V _{oc} /V)	42.08	41.85	41.64	41.46	41.29
Short Circuit Current (I _{sc} /A)	18.26	18.20	18.15	18.10	18.05
Module Efficiency	22.3%	21.0%	20.9%	20.7%	20.5%

Electrical Characteristics - NMOT

Irradiance 800 W/m², ambient temperature 20 °C, AM1.5, wind speed 1 m/s.

Maximum Power at NMOT (P _{max} /W)	454.4	450.2	446.4	442.7	438.9
Optimum Operating Voltage (V _{mp} /V)	32.84	32.61	32.41	32.25	32.09
Optimum Operating Current (I _{mp} /A)	13.84	13.80	13.77	13.73	13.68
Open Circuit Voltage (V _{oc} /V)	39.56	39.35	39.15	38.98	38.81
Short Circuit Current (I _{sc} /A)	14.86	14.81	14.77	14.73	14.69

Rearside Power Gain (Reference to 600W Front)

Rearside Power Gain	5%	15%	25%
Maximum Power (P _{max} /W)	630	690	831
Optimum Operating Voltage (V _{mp} /V)	34.63	34.73	34.73
Optimum Operating Current (I _{mp} /A)	18.19	19.87	21.60
Open Circuit Voltage (V _{oc} /V)	42.08	42.18	42.18
Short Circuit Current (I _{sc} /A)	19.17	20.95	22.77
Module Efficiency	22.5%	24.4%	29.4%

Temperature Characteristics

Nominal Module Operating Temperature	42 ± 2 °C
Nominal Cell Operating Temperature	45 ± 2 °C
Temperature Coefficient of P _{max}	-0.35%/°C
Temperature Coefficient of V _{oc}	-0.27%/°C
Temperature Coefficient of I _{sc}	0.05%/°C

Current-Voltage & Power-Voltage Curve (600W)

